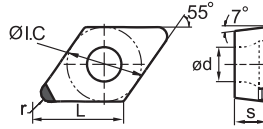




DC □ □



Type	Dimensions(mm)					Grade		
	L	ØI.C	S	ød	r	KCB01	KCB02	KCD01
DCGW070202	7.8	6.35	2.38	2.8	0.2	★	★	★
DCGW070204	7.8	6.35	2.38	2.8	0.4	★	★	★
DCGW11T304	11.6	9.525	3.97	4.4	0.4	★	★	★
DCGW11T308	11.6	9.525	3.97	4.4	0.8	★	★	★
DCGW11T304-2	11.6	9.525	3.97	4.4	0.4	★	★	
DCGW11T308-2	11.6	9.525	3.97	4.4	0.8	★	★	

★ Recommended grade

● Available grade

○ Make-to-order

Applicable tool

